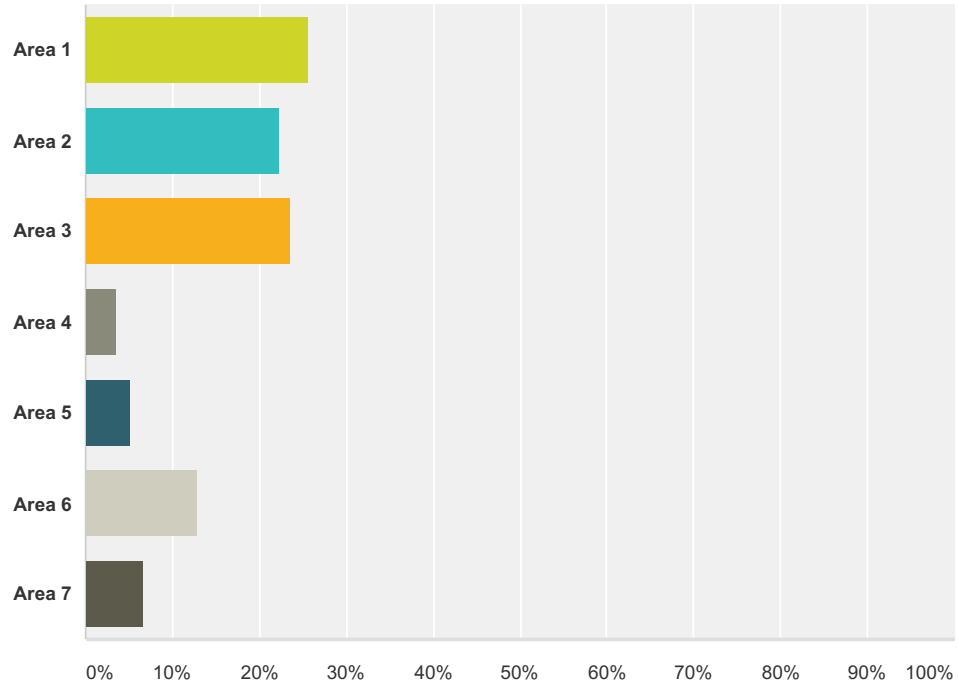


Q1 If the City were divided into areas (see the map below) which part of Millville do you live in?

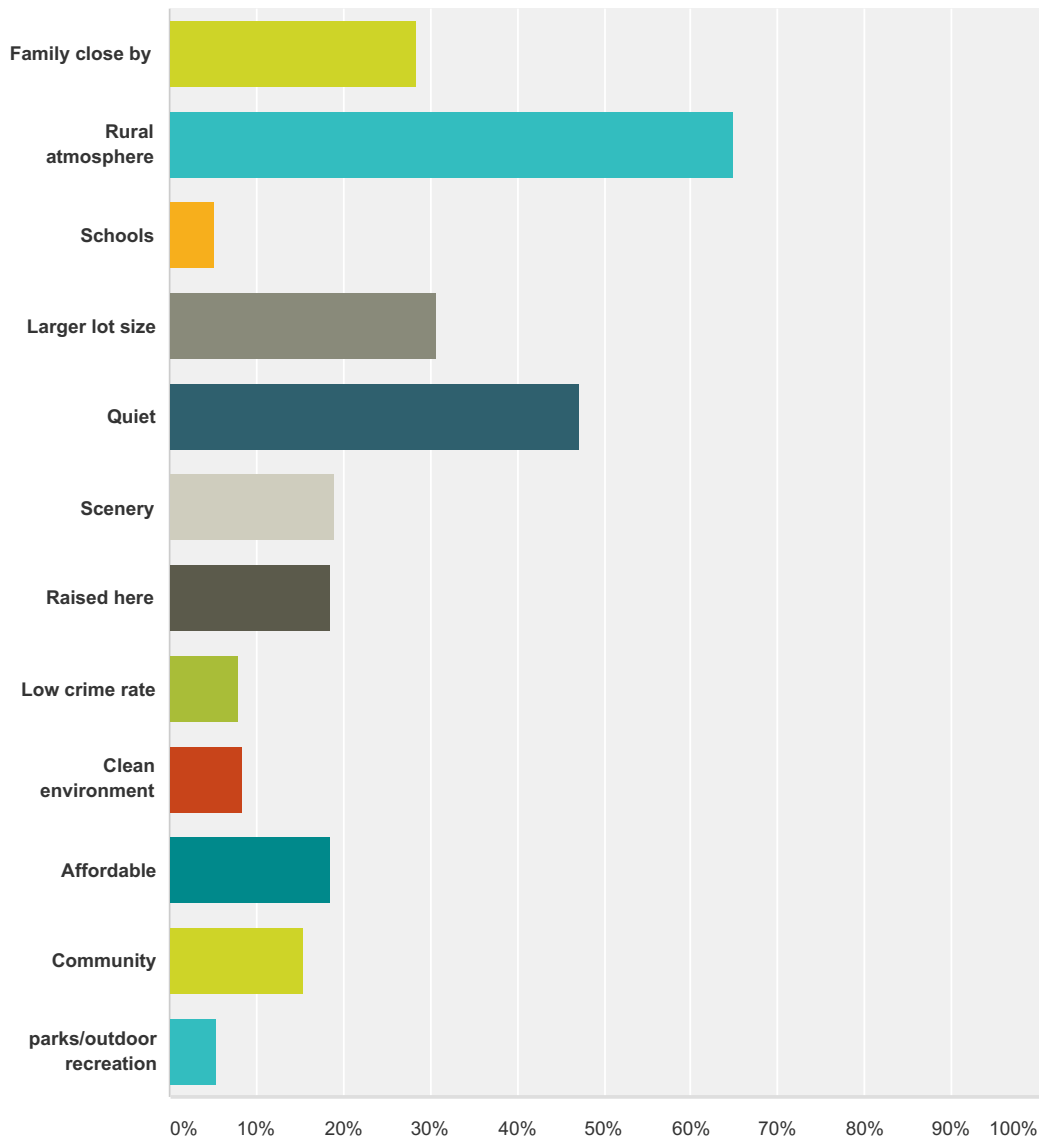
Answered: 254 Skipped: 0



Answer Choices	Responses	
Area 1	25.59%	65
Area 2	22.44%	57
Area 3	23.62%	60
Area 4	3.54%	9
Area 5	5.12%	13
Area 6	12.99%	33
Area 7	6.69%	17
Total		254

Q2 What is the main reason you decided to live in Millville? (Choose up to three).

Answered: 254 Skipped: 0



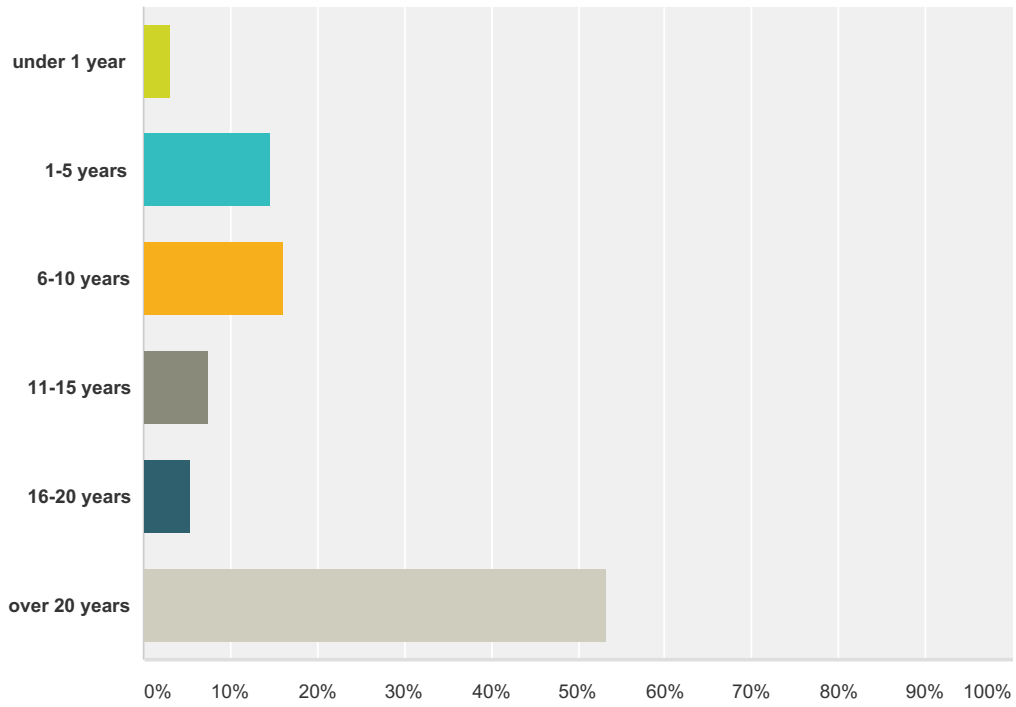
Answer Choices	Responses
Family close by	28.35% 72
Rural atmosphere	64.96% 165
Schools	5.12% 13
Larger lot size	30.71% 78
Quiet	47.24% 120
Scenery	18.90% 48
Raised here	18.50% 47

Millville City General Plan Update 2014 Community Survey

Low crime rate	7.87%	20
Clean environment	8.27%	21
Affordable	18.50%	47
Community	15.35%	39
parks/outdoor recreation	5.51%	14
Total Respondents: 254		

Q3 How long have you lived in Millville?

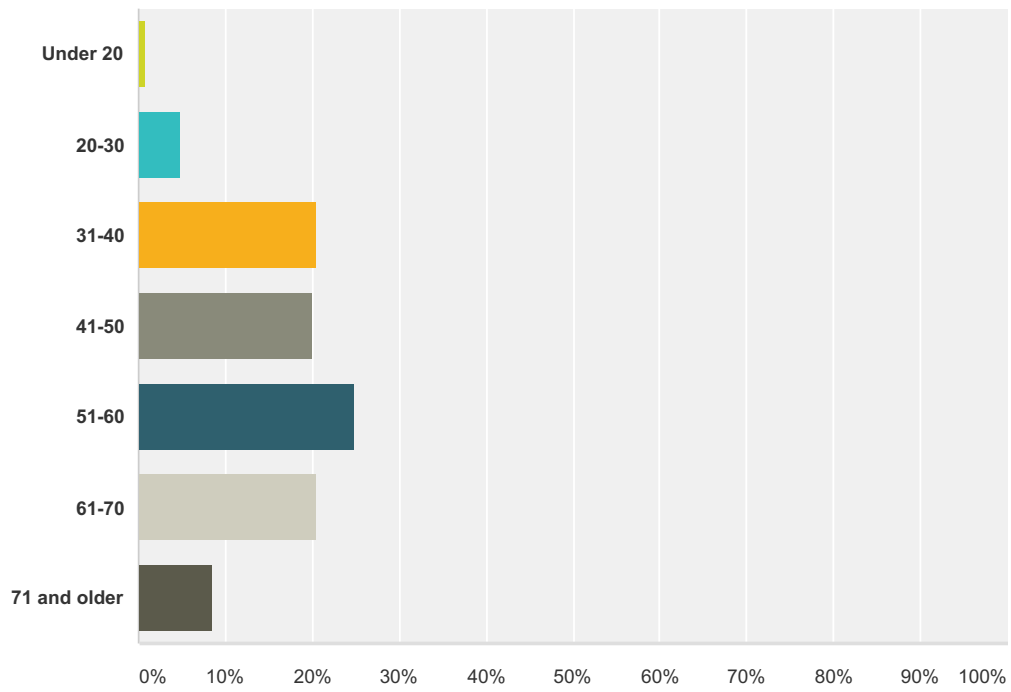
Answered: 254 Skipped: 0



Answer Choices	Responses
under 1 year	3.15% 8
1-5 years	14.57% 37
6-10 years	16.14% 41
11-15 years	7.48% 19
16-20 years	5.51% 14
over 20 years	53.15% 135
Total	254

Q4 Which category best describes your age?

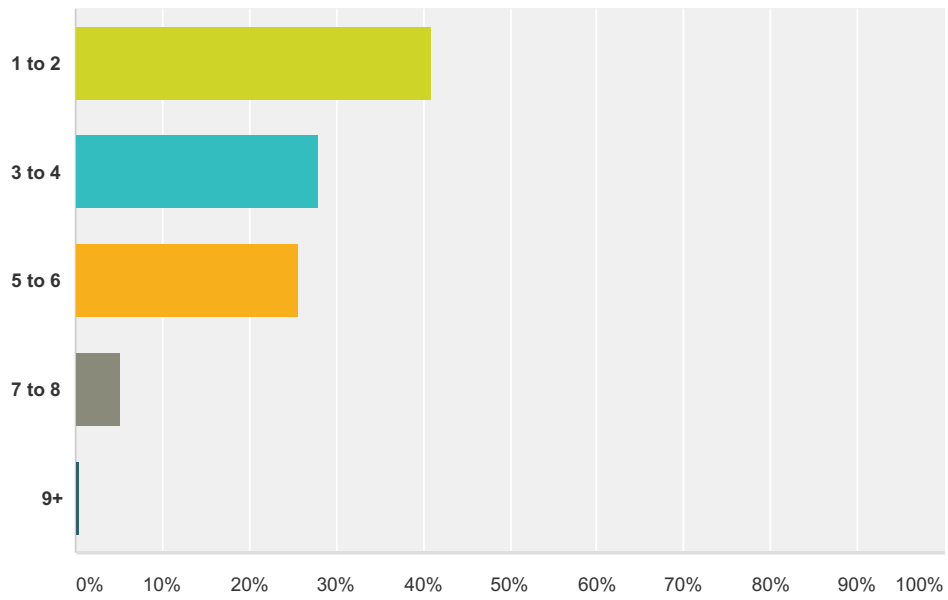
Answered: 254 Skipped: 0



Answer Choices	Responses
Under 20	0.79% 2
20-30	4.72% 12
31-40	20.47% 52
41-50	20.08% 51
51-60	24.80% 63
61-70	20.47% 52
71 and older	8.66% 22
Total	254

Q5 How many people currently live in your household?

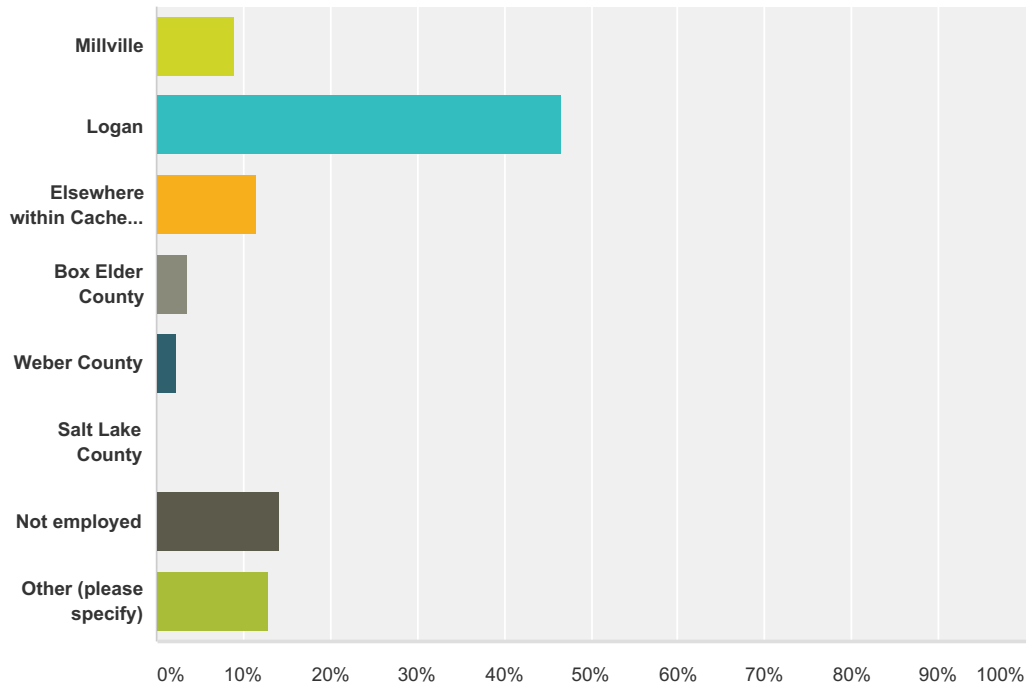
Answered: 254 Skipped: 0



Answer Choices	Responses	Count
1 to 2	40.94%	104
3 to 4	27.95%	71
5 to 6	25.59%	65
7 to 8	5.12%	13
9+	0.39%	1
Total		254

Q6 If you are employed, where do you work?

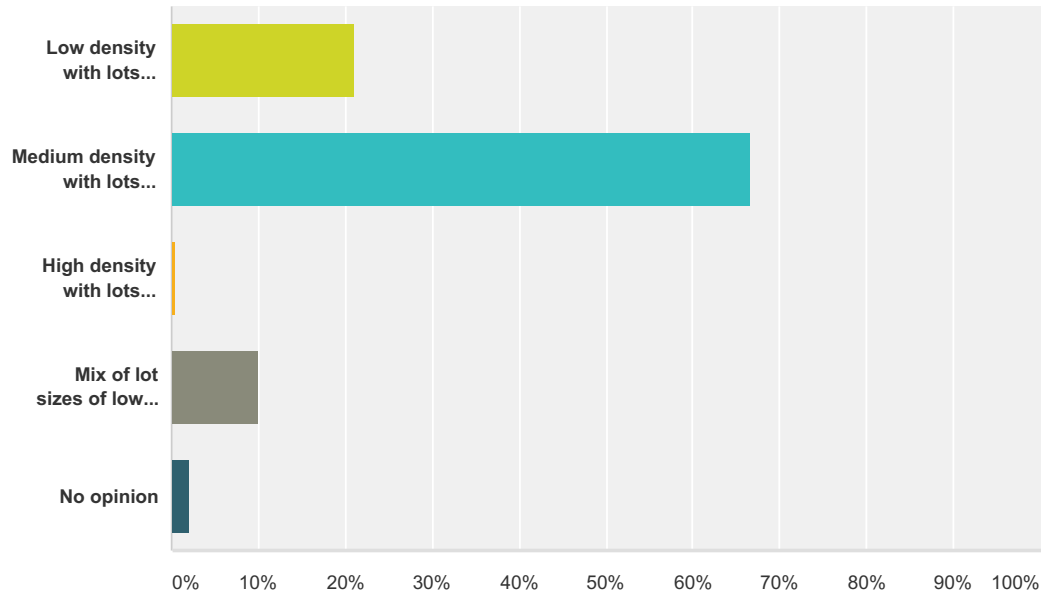
Answered: 254 Skipped: 0



Answer Choices	Responses	Count
Millville	9.06%	23
Logan	46.46%	118
Elsewhere within Cache County	11.42%	29
Box Elder County	3.54%	9
Weber County	2.36%	6
Salt Lake County	0.00%	0
Not employed	14.17%	36
Other (please specify)	12.99%	33
Total		254

Q7 Millville currently has a 1/3 acre minimum lot size. Which scenario best describes how you would like residential growth in Millville to be managed in the future?

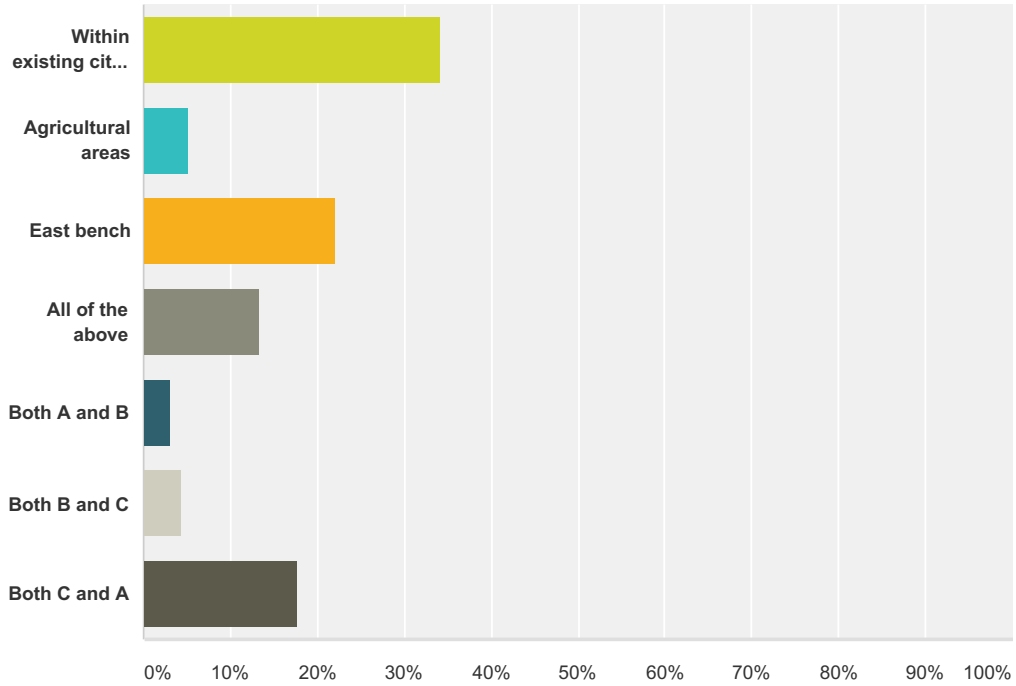
Answered: 251 Skipped: 3



Answer Choices	Responses	
Low density with lots generally being 1 or more acres	21.12%	53
Medium density with lots generally being 1/2 -1/3 acres	66.53%	167
High density with lots generally smaller than 1/3 acre with multi-family opportunities i.e. duplexes, condos,etc.	0.40%	1
Mix of lot sizes of low, medium and high density	9.96%	25
No opinion	1.99%	5
Total		251

Q8 Where would you most like future residential growth to occur (choose only one)?

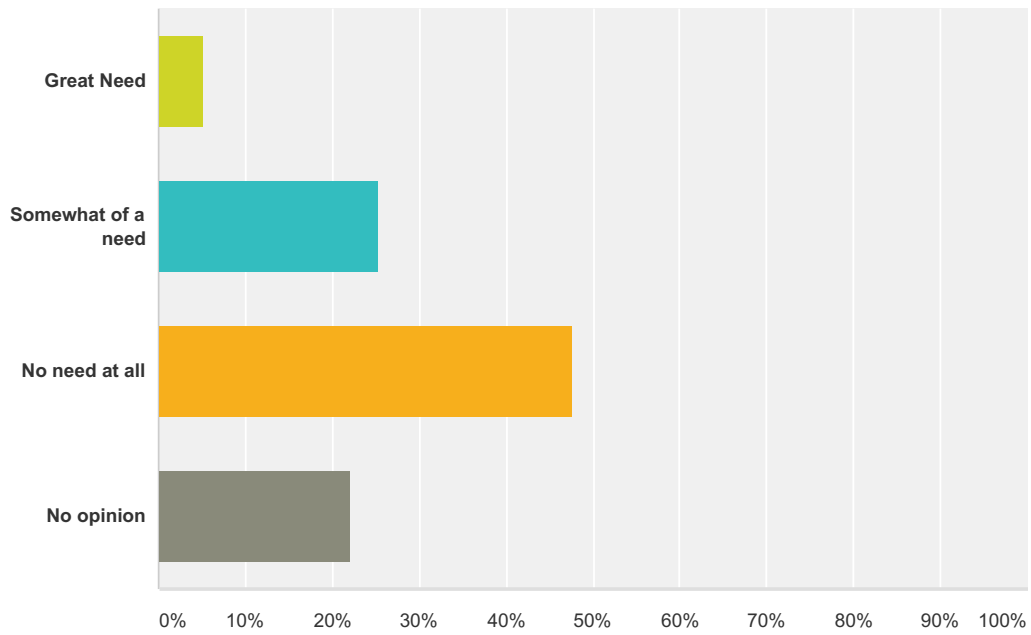
Answered: 231 Skipped: 23



Answer Choices	Responses	
Within existing city blocks	34.20%	79
Agricultural areas	5.19%	12
East bench	22.08%	51
All of the above	13.42%	31
Both A and B	3.03%	7
Both B and C	4.33%	10
Both C and A	17.75%	41
Total		231

Q9 What level of need is there for a retirement community in Millville?

Answered: 254 Skipped: 0



Answer Choices	Responses	
Great Need	5.12%	13
Somewhat of a need	25.20%	64
No need at all	47.64%	121
No opinion	22.05%	56
Total		254

Q10 Prioritize the infrastructure needs you see Millville needing to focus on over the next 10 years (1 being the highest priority and 8 being the least) EACH NUMBER SHOULD ONLY BE USED ONCE

Answered: 254 Skipped: 0

	1	2	3	4	5	6	7	8	Total	Score
Drainage	4.72% 12	9.84% 25	16.54% 42	18.50% 47	16.93% 43	12.20% 31	10.63% 27	10.63% 27	254	4.35
Park development	1.97% 5	6.30% 16	10.24% 26	15.75% 40	12.20% 31	19.29% 49	22.44% 57	11.81% 30	254	3.63
Preservation of open spaces	24.41% 62	11.81% 30	12.99% 33	13.39% 34	9.84% 25	14.57% 37	8.27% 21	4.72% 12	254	5.27
Road improvement/construction	6.30% 16	12.99% 33	20.08% 51	14.57% 37	18.11% 46	15.75% 40	7.48% 19	4.72% 12	254	4.74
Sidewalks	8.66% 22	14.17% 36	10.24% 26	12.60% 32	16.54% 42	14.57% 37	12.99% 33	10.24% 26	254	4.39
Trails	2.76% 7	5.12% 13	8.27% 21	6.69% 17	7.09% 18	15.75% 40	24.41% 62	29.92% 76	254	2.95
Water resources	24.41% 62	20.87% 53	14.96% 38	11.02% 28	12.60% 32	4.33% 11	7.48% 19	4.33% 11	254	5.69
Waste water/Sewer	26.77% 68	18.90% 48	6.69% 17	7.48% 19	6.69% 17	3.54% 9	6.30% 16	23.62% 60	254	4.98

Q11 Prioritize the services that are most important to you as Millville Grows over the next 10 years? 1 being most and 4 being least. EACH NUMBER SHOULD ONLY BE USED ONCE.

Answered: 254 Skipped: 0

	1	2	3	4	Total	Score
Fire Protection	46.46% 118	38.19% 97	10.24% 26	5.12% 13	254	3.26
Law enforcement	26.77% 68	41.34% 105	18.50% 47	13.39% 34	254	2.81
Public transportation	9.06% 23	9.06% 23	40.94% 104	40.94% 104	254	1.86
Recreation/cultural programs	17.72% 45	11.42% 29	30.31% 77	40.55% 103	254	2.06

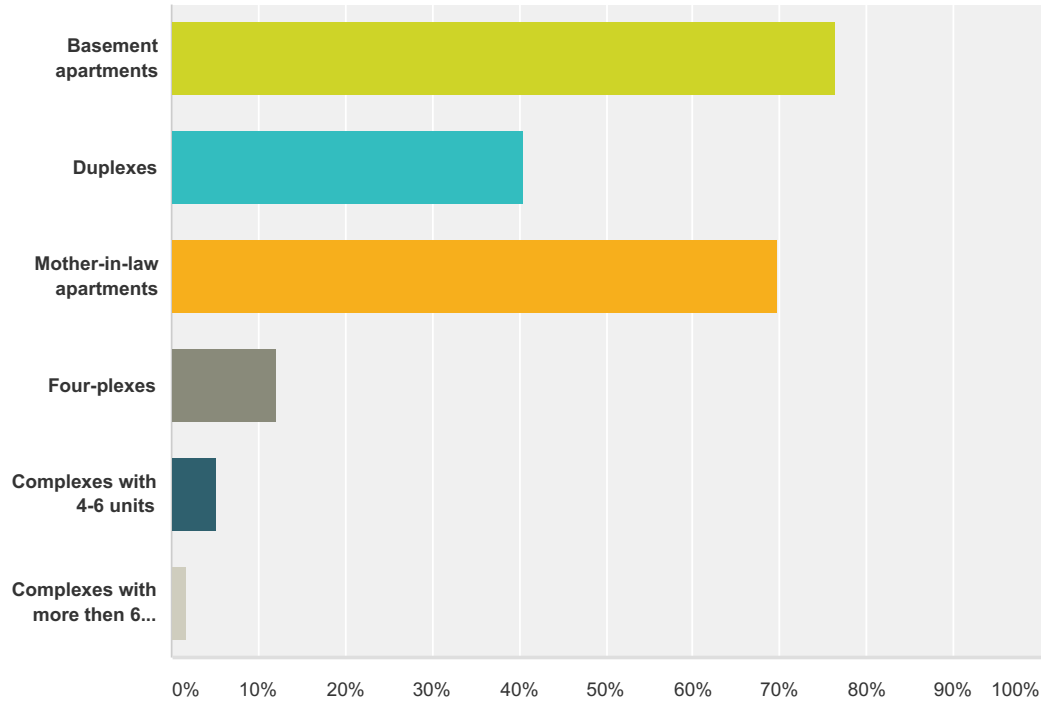
**Q12 Prioritize the types of development
Millville should encourage in the next 10
years? (1 being highest priority and 6 being
the least.) EACH NUMBER SHOULD ONLY
BE USED ONCE**

Answered: 254 Skipped: 0

	1	2	3	4	5	6	Total	Score
Commercial	11.02% 28	22.83% 58	12.60% 32	21.65% 55	22.05% 56	9.84% 25	254	3.50
Industrial	0.79% 2	7.48% 19	12.60% 32	15.35% 39	25.20% 64	38.58% 98	254	2.28
Multi-family	2.36% 6	16.54% 42	16.93% 43	17.32% 44	20.08% 51	26.77% 68	254	2.83
Professional office	1.18% 3	12.20% 31	30.71% 78	31.89% 81	15.75% 40	8.27% 21	254	3.26
Senior living	2.36% 6	33.07% 84	24.41% 62	12.60% 32	14.96% 38	12.60% 32	254	3.57
Single family residential	82.28% 209	7.87% 20	2.76% 7	1.18% 3	1.97% 5	3.94% 10	254	5.56

**Q13 What types of multi-family housing opportunities would be best for Millville?
(Check all that apply).**

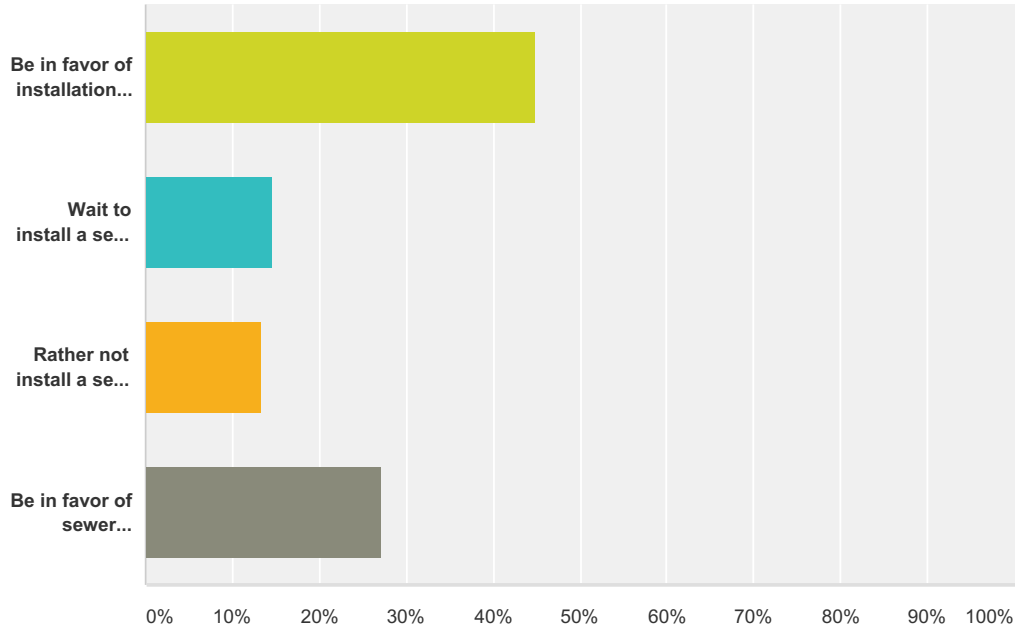
Answered: 254 Skipped: 0



Answer Choices	Responses
Basement apartments	76.38% 194
Duplexes	40.55% 103
Mother-in-law apartments	69.69% 177
Four-plexes	12.20% 31
Complexes with 4-6 units	5.12% 13
Complexes with more than 6 units	1.57% 4
Total Respondents: 254	

Q14 An average utility rate for sewer in Millville, if a system were installed today, would be approximately \$55 per month. Knowing this I would: (pick one)

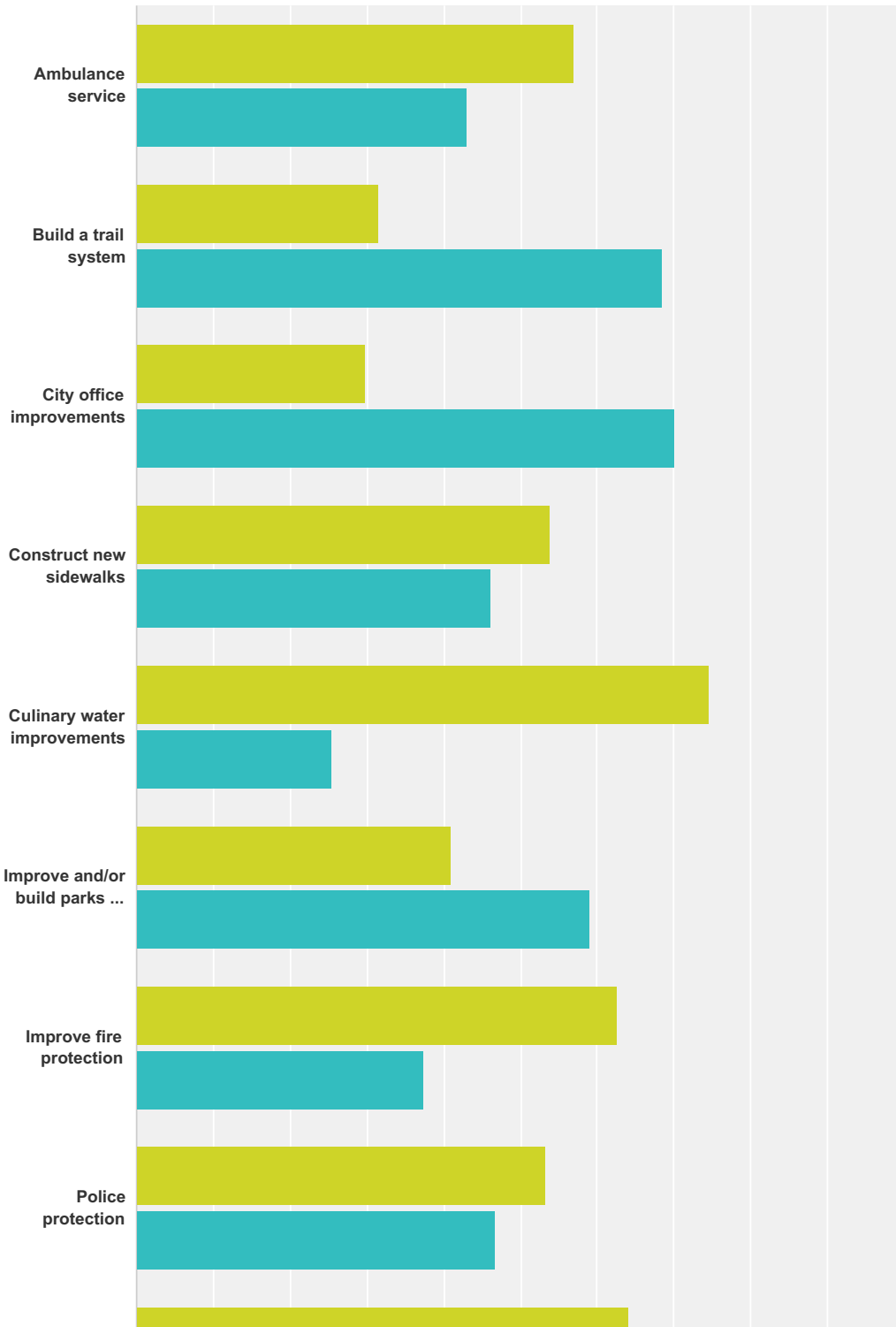
Answered: 254 Skipped: 0



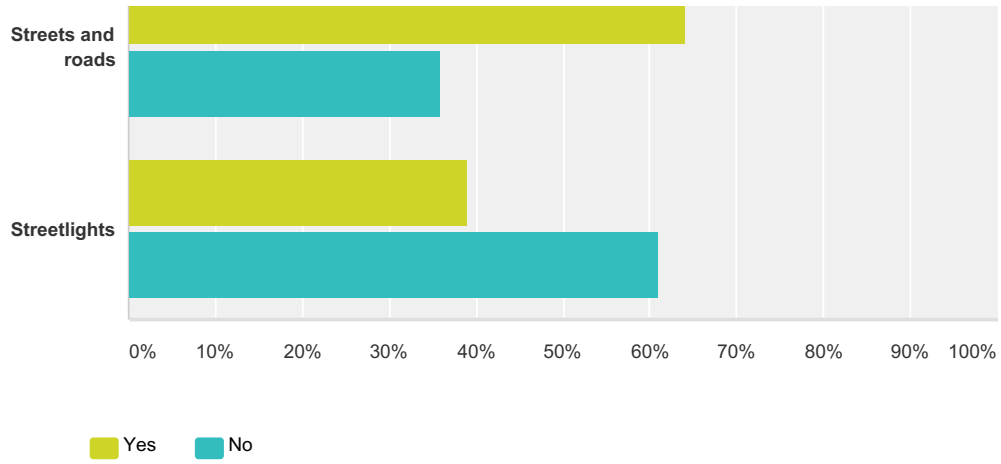
Answer Choices	Responses
Be in favor of installation of a sewer system in the near future.	44.88% 114
Wait to install a sewer system as far in the future as possible, even if the cost is even more than today.	14.57% 37
Rather not install a sewer system at all even if it had potential negative environmental impacts.	13.39% 34
Be in favor of sewer installation in areas of the community where it would eliminate problems with septic tanks, if only those connecting to the system had to pay the utility rates.	27.17% 69
Total	254

Q15 Below is a list of services that generally require taxes for maintenance and construction. Would you be willing to pay more taxes if you knew the money would be spent in Millville City for that purpose? Yes or No

Answered: 251 Skipped: 3



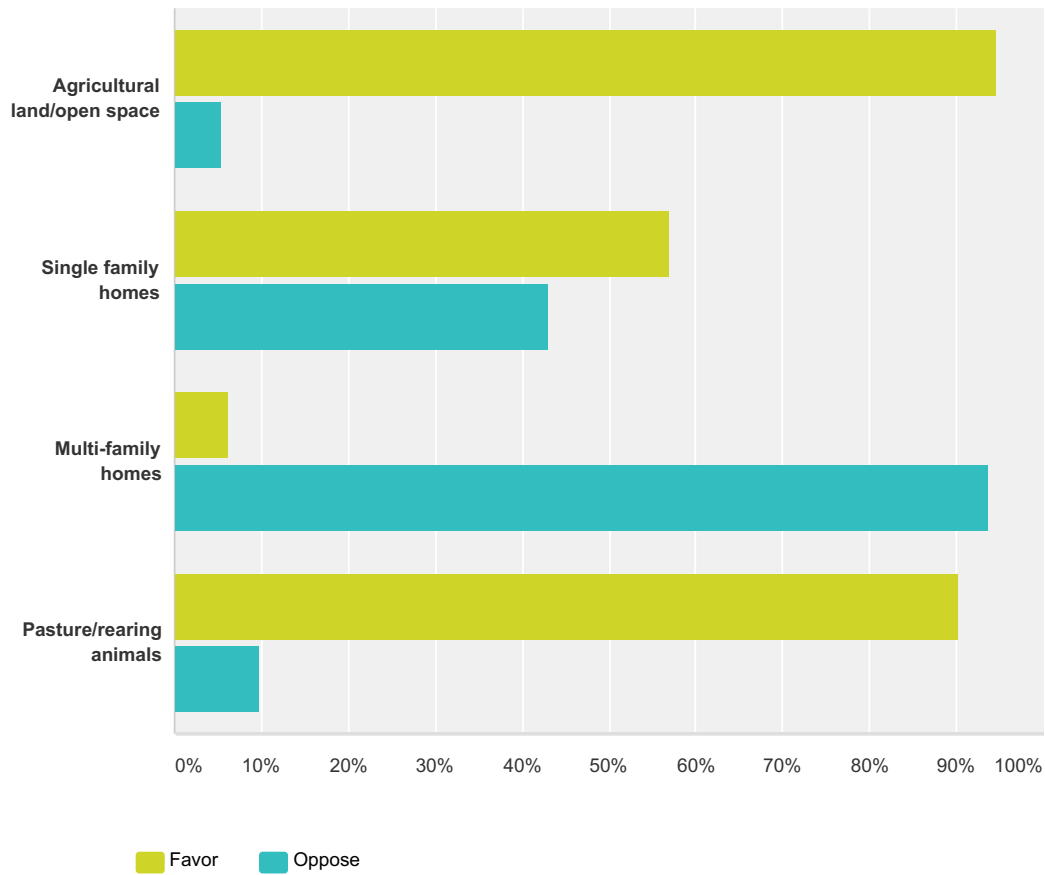
Millville City General Plan Update 2014 Community Survey



	Yes	No	Total
Ambulance service	56.97% 139	43.03% 105	244
Build a trail system	31.54% 76	68.46% 165	241
City office improvements	29.88% 72	70.12% 169	241
Construct new sidewalks	53.88% 132	46.12% 113	245
Culinary water improvements	74.49% 181	25.51% 62	243
Improve and/or build parks and recreation facilities	40.91% 99	59.09% 143	242
Improve fire protection	62.60% 154	37.40% 92	246
Police protection	53.14% 127	46.86% 112	239
Streets and roads	64.17% 154	35.83% 86	240
Streetlights	39.09% 95	60.91% 148	243

Q16 Please indicate whether you favor or oppose each of the following uses for residential inner blocks (residential inner blocks are the open areas in the center of a city block that do not have houses or other large structures built on them).

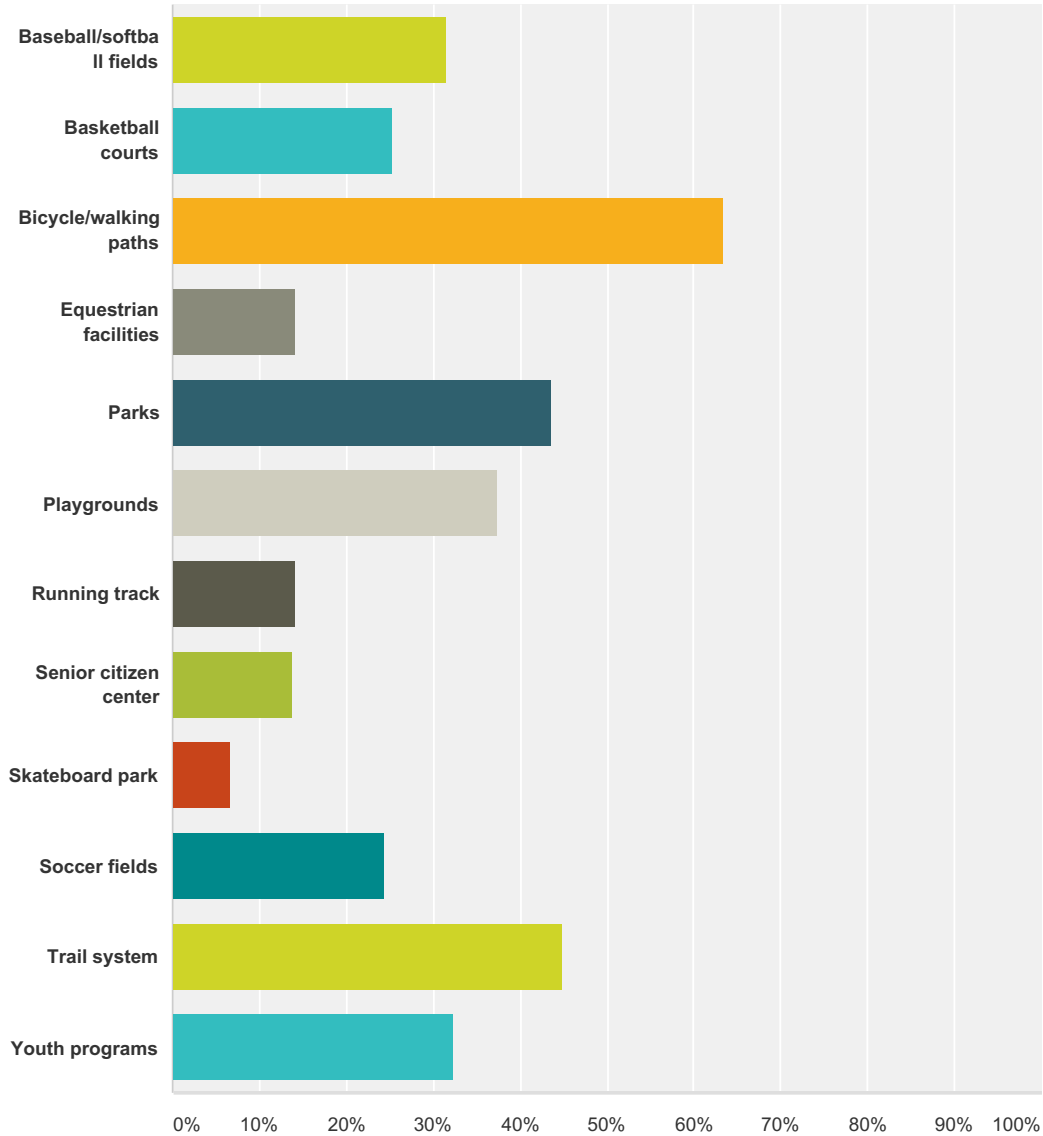
Answered: 254 Skipped: 0



	Favor	Oppose	Total
Agricultural land/open space	94.49% 240	5.51% 14	254
Single family homes	57.09% 145	42.91% 109	254
Multi-family homes	6.30% 16	93.70% 238	254
Pasture/rearing animals	90.16% 229	9.84% 25	254

Q17 Which of the following recreational facilities would you like to see developed or expanded in Millville? (Choose up to five)

Answered: 225 Skipped: 29



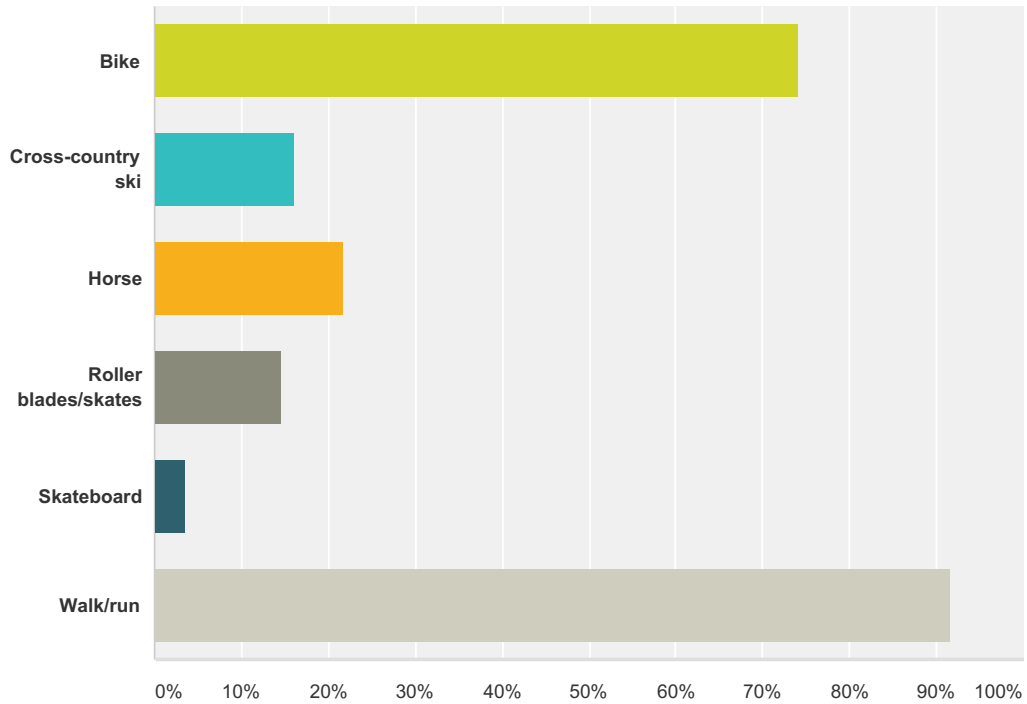
Answer Choices	Responses
Baseball/softball fields	31.56% 71
Basketball courts	25.33% 57
Bicycle/walking paths	63.56% 143
Equestrian facilities	14.22% 32
Parks	43.56% 98
Playgrounds	37.33% 84

Millville City General Plan Update 2014 Community Survey

Running track	14.22%	32
Senior citizen center	13.78%	31
Skateboard park	6.67%	15
Soccer fields	24.44%	55
Trail system	44.89%	101
Youth programs	32.44%	73
Total Respondents: 225		

Q18 If a trail system were developed what type of transportation would you like to use on a Millville City trail system? (choose up to three)

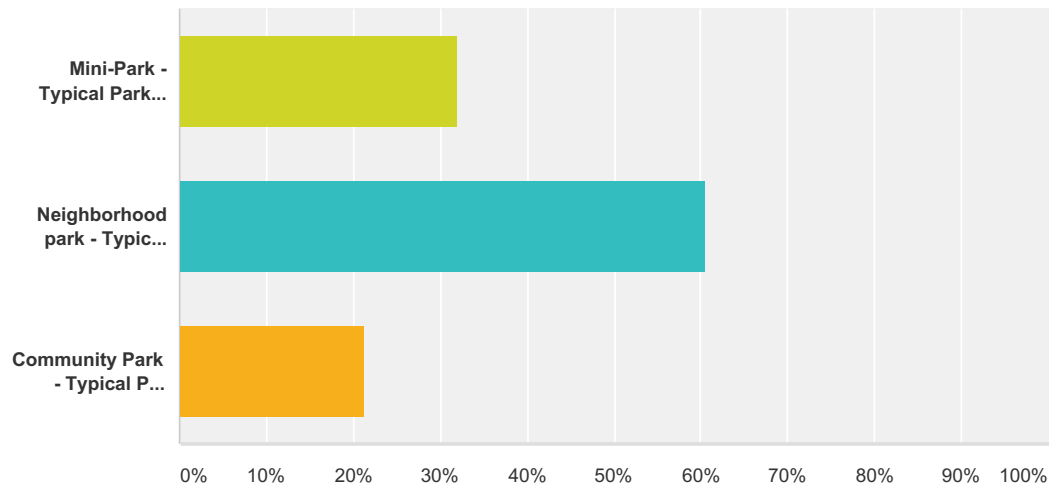
Answered: 254 Skipped: 0



Answer Choices	Responses	Count
Bike	74.02%	188
Cross-country ski	16.14%	41
Horse	21.65%	55
Roller blades/skates	14.57%	37
Skateboard	3.54%	9
Walk/run	91.73%	233
Total Respondents: 254		

Q19 What types of parks would you like to see developed in Millville?

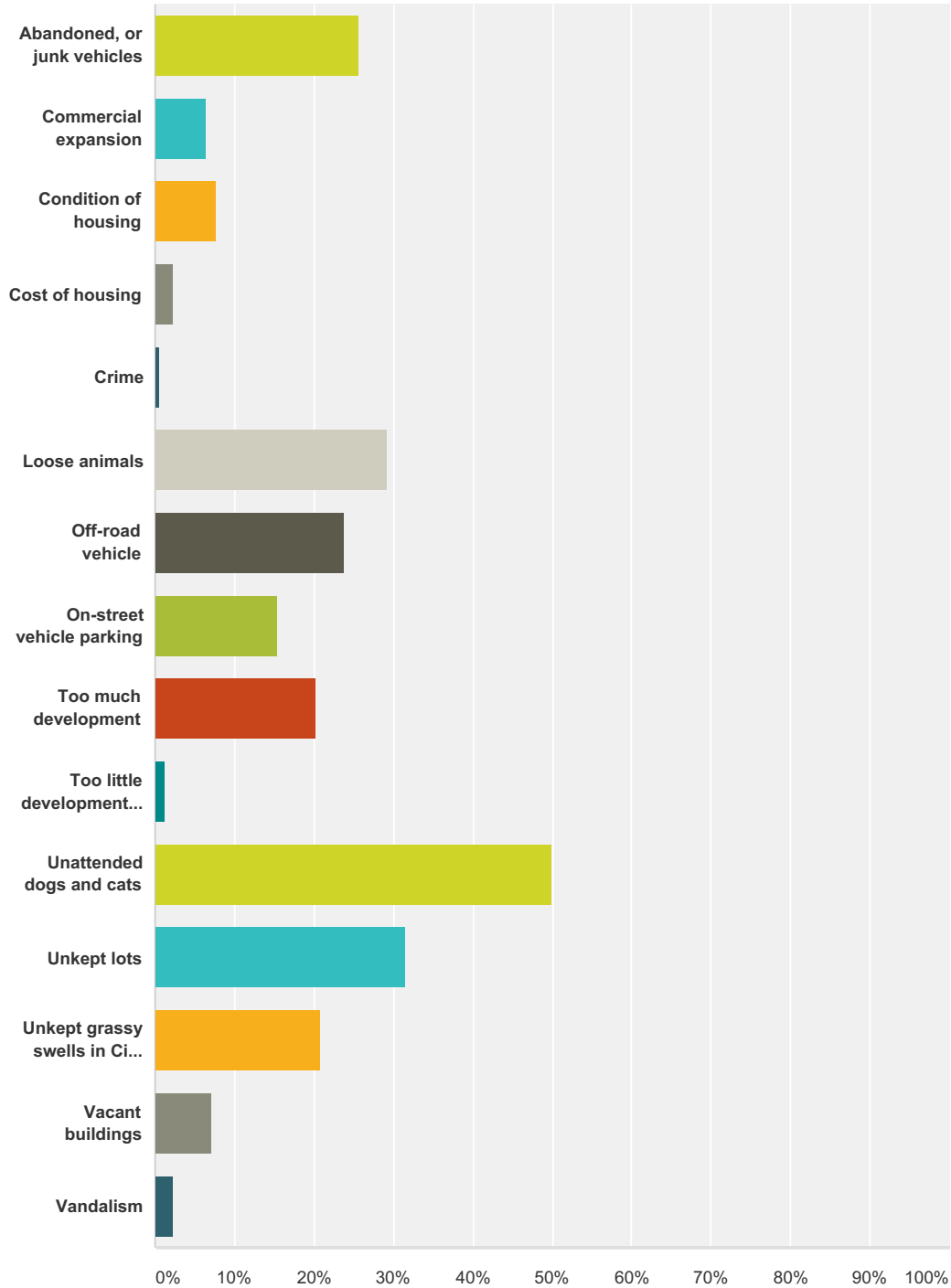
Answered: 254 Skipped: 0



Answer Choices	Responses
Mini-Park - Typical Park size 5,000 Sq. Ft. - 1.99 acres. Serves a concentrated or limited population and could include a small playground and a few picnic tables.	31.89% 81
Neighborhood park - Typical Park size 2.0 - 7.99 acres. Designed for recreational activities such as field games, court games, crafts, playgrounds, skating, picnicking, wading pools, etc.	60.63% 154
Community Park - Typical Park size 8.0 - 20.0 acres. Includes areas of diverse recreational value including intense recreational facilities, such as athletic complexes and pools, as well as more passive uses such as picnicking, nature parks, and other types of recreational development.	21.26% 54
Total Respondents: 254	

**Q20 Which of the following conditions, if any, are problems in your neighborhood?
(Check all that apply).**

Answered: 168 Skipped: 86



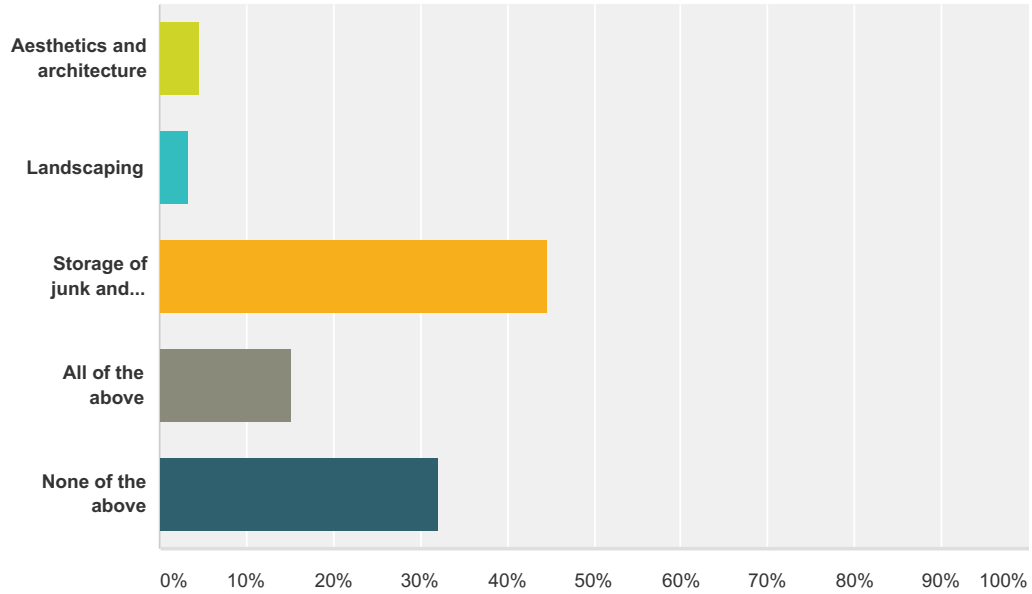
Answer Choices	Responses
Abandoned, or junk vehicles	25.60% 43

Millville City General Plan Update 2014 Community Survey

Commercial expansion	6.55%	11
Condition of housing	7.74%	13
Cost of housing	2.38%	4
Crime	0.60%	1
Loose animals	29.17%	49
Off-road vehicle	23.81%	40
On-street vehicle parking	15.48%	26
Too much development	20.24%	34
Too little development growth	1.19%	2
Unattended dogs and cats	50.00%	84
Unkept lots	31.55%	53
Unkept grassy swells in City right of way	20.83%	35
Vacant buildings	7.14%	12
Vandalism	2.38%	4
Total Respondents: 168		

Q21 Which of the following do you feel Millville City should regulate within the community?

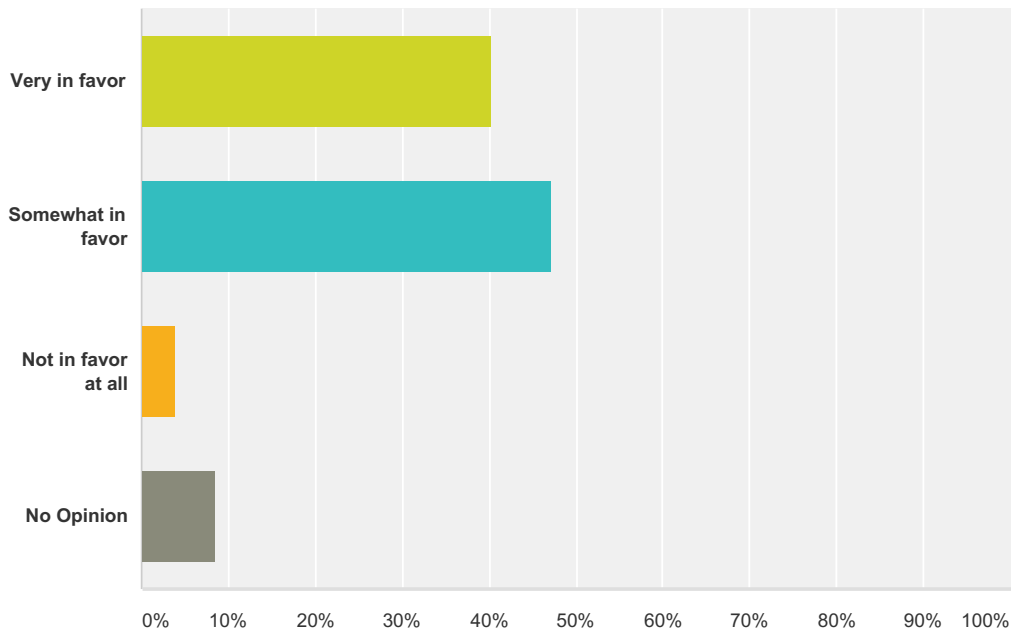
Answered: 237 Skipped: 17



Answer Choices	Responses
Aesthetics and architecture	4.64% 11
Landscaping	3.38% 8
Storage of junk and abandoned vehicles on private property	44.73% 106
All of the above	15.19% 36
None of the above	32.07% 76
Total	237

Q22 Are you in favor of allowing home based businesses in Millville?

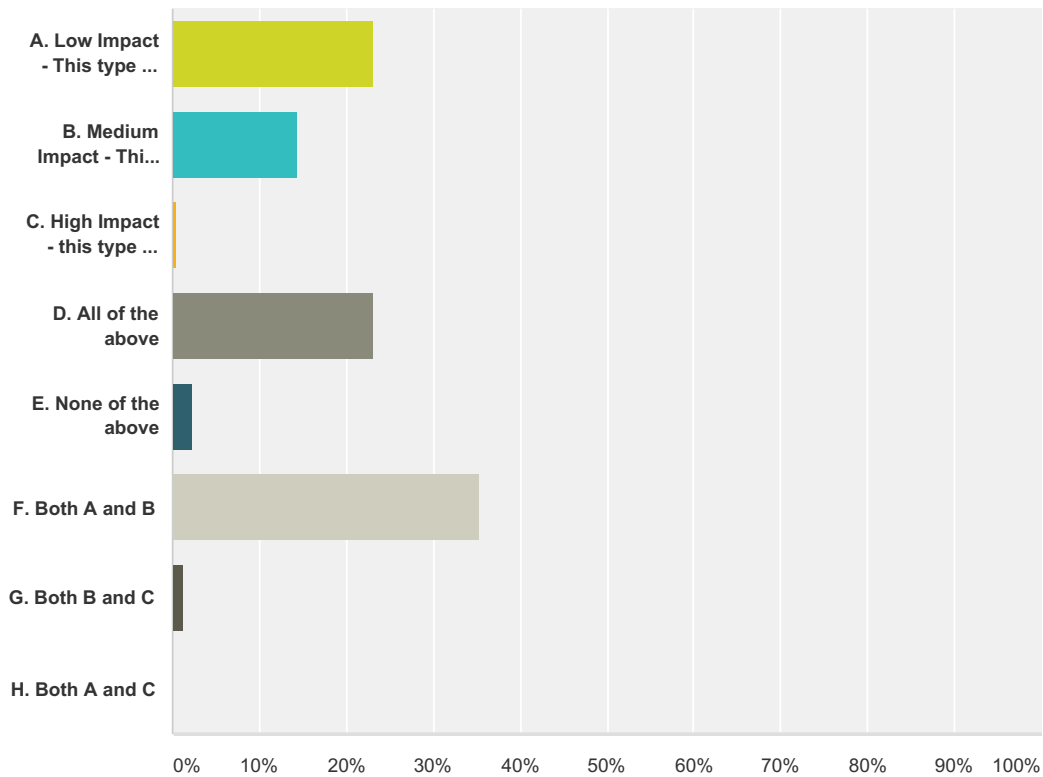
Answered: 248 Skipped: 6



Answer Choices	Responses	
Very in favor	40.32%	100
Somewhat in favor	47.18%	117
Not in favor at all	4.03%	10
No Opinion	8.47%	21
Total		248

Q23 What types of home based businesses would you be in favor of in Millville?

Answered: 250 Skipped: 4



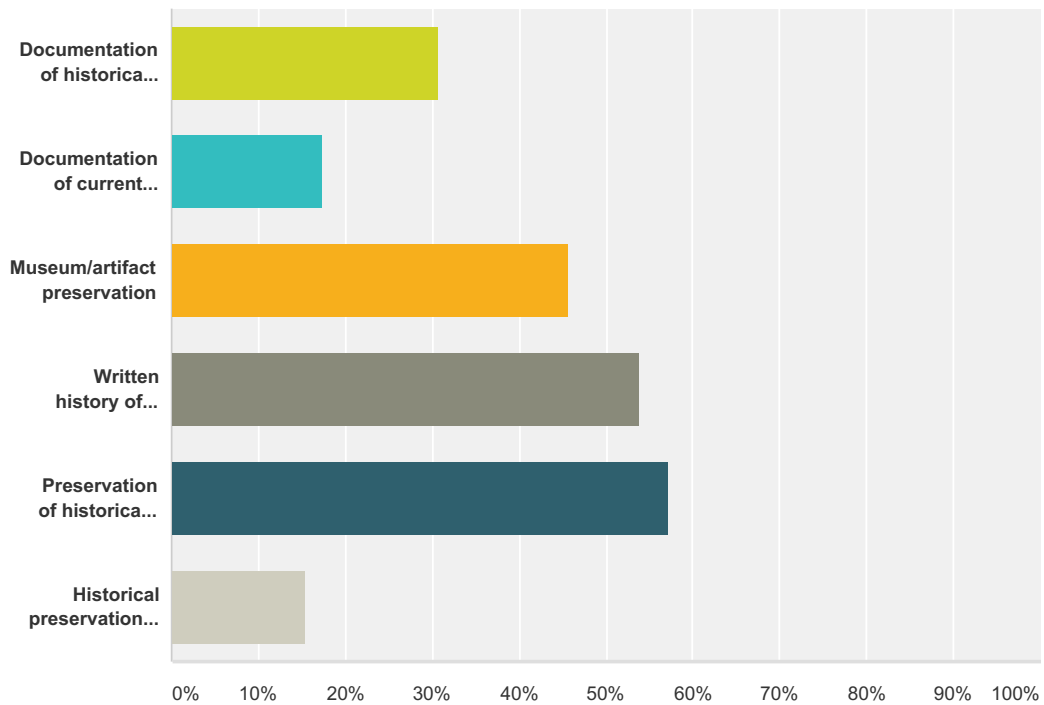
Answer Choices	Responses
A. Low Impact - This type of home based business usually has 2 or less employees and a limited customer base coming to the home. Examples - home office, internet business, construction office (no employees come to the home), direct sales, accounting/tax preparation, home staging/interior design, computer -repair, etc.	23.20% 58
B. Medium Impact - This type of home based business usually has a limited number of customers coming to the home. Examples - Hair dresser, piano lessons, day care (8 or less children), small wood shop, massage therapy, tutoring students, etc.	14.40% 36
C. High Impact - this type of home base business usually has a higher number of customers, deliveries, and employees (2-4) coming to the home on a daily bases. Examples - Pre-School with 8 or more children twice a day, dance lesson with 2 or more classes a day, auto or small engine repair, construction office (with employees), welding shop, bed and breakfast, etc.	0.40% 1
D. All of the above	23.20% 58
E. None of the above	2.40% 6
F. Both A and B	35.20% 88
G. Both B and C	1.20% 3
H. Both A and C	0.00% 0
Total	250

Q24 What in your opinion can Millville do to preserve our "country Living at its finest" standard?

Answered: 169 Skipped: 85

Q25 What type of historical preservation is import to you ? (Choose only three).

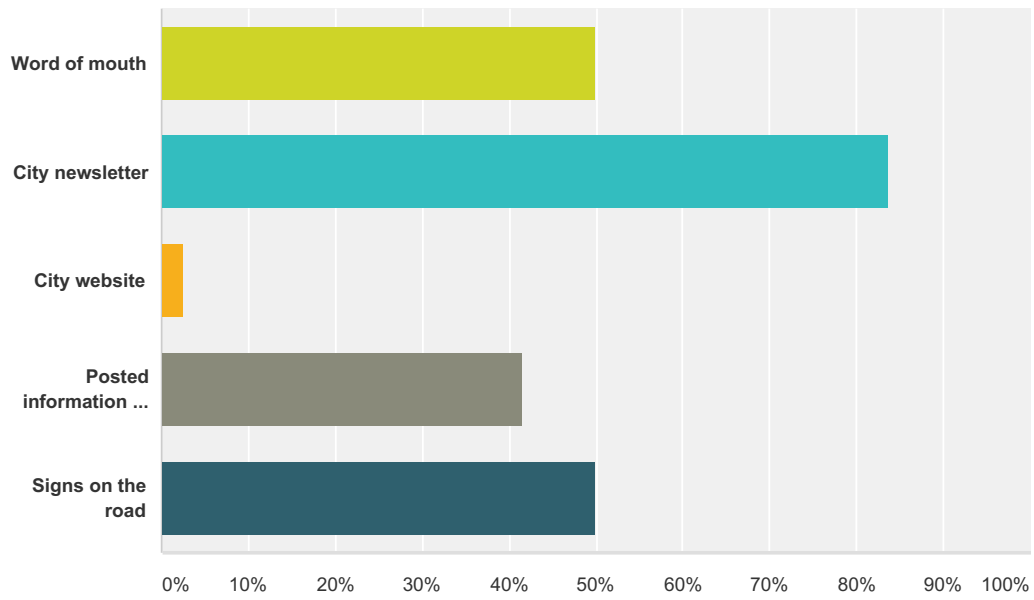
Answered: 238 Skipped: 16



Answer Choices	Responses
Documentation of historical homes	30.67% 73
Documentation of current important events and families	17.23% 41
Museum/artifact preservation	45.80% 109
Written history of early settlers and early community development	53.78% 128
Preservation of historical sites	57.14% 136
Historical preservation is not a priority to me	15.55% 37
Total Respondents: 238	

Q26 How do you hear about what is happening in Millville? (Choose up to three).

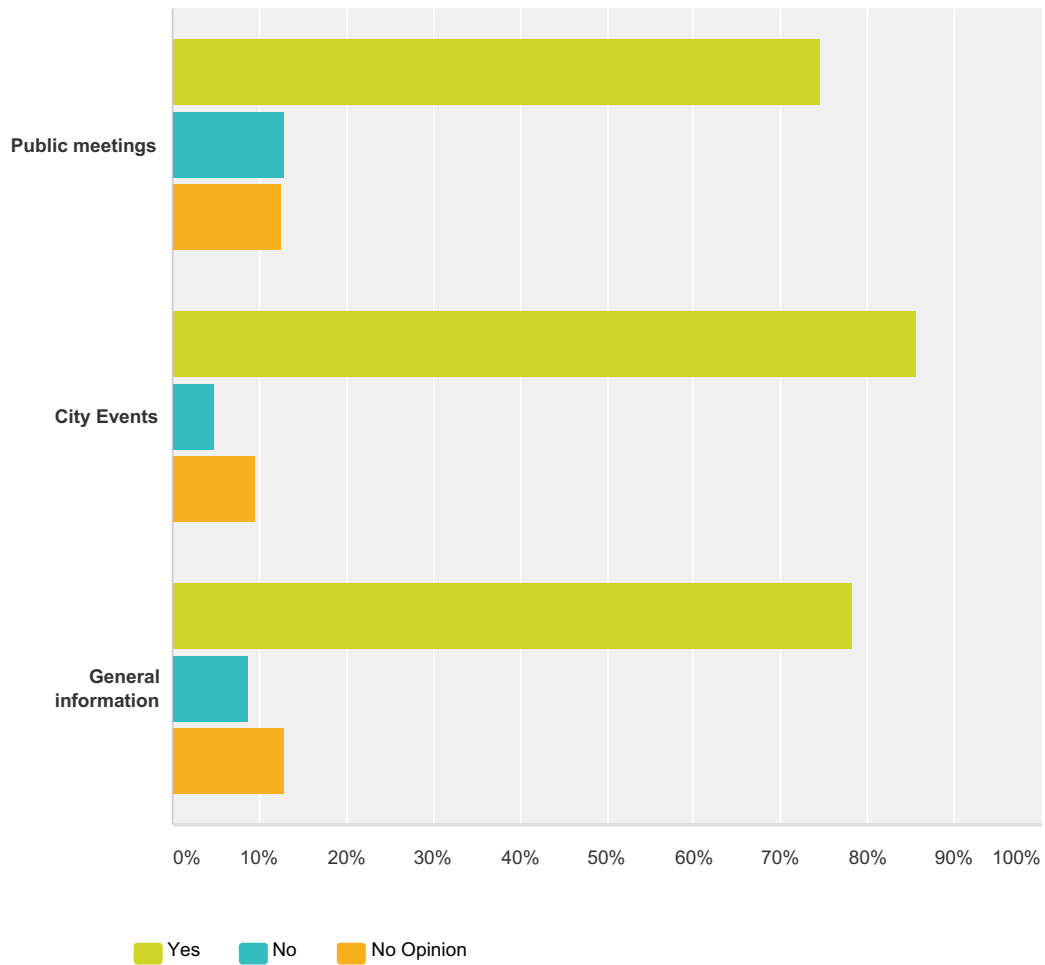
Answered: 245 Skipped: 9



Answer Choices	Responses
Word of mouth	49.80% 122
City newsletter	83.67% 205
City website	2.45% 6
Posted information at posting places in town	41.63% 102
Signs on the road	49.80% 122
Total Respondents: 245	

Q27 Are you happy with the way the following are advertised? Yes or No

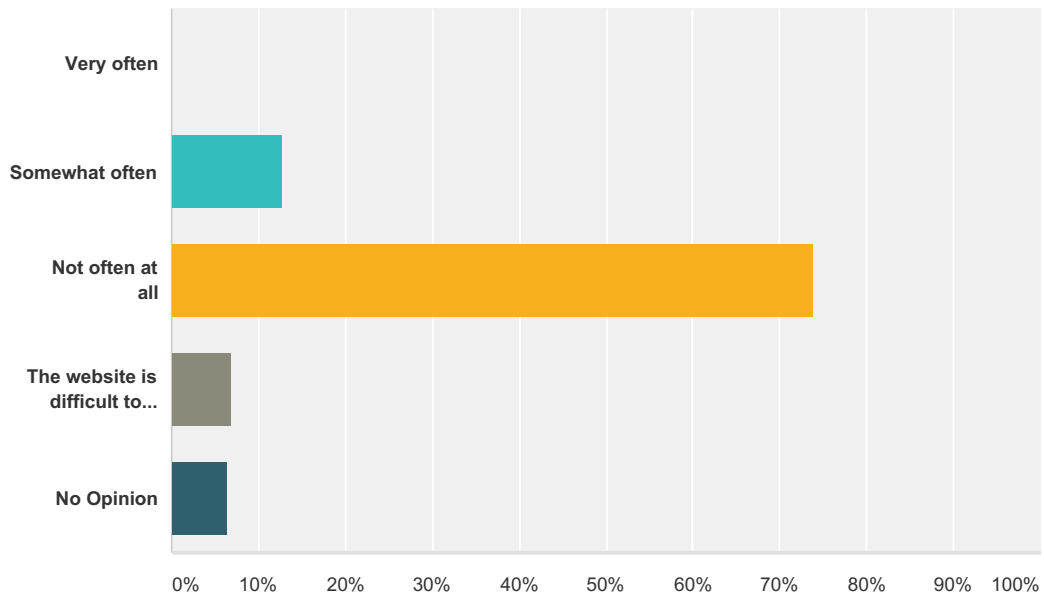
Answered: 249 Skipped: 5



	Yes	No	No Opinion	Total
Public meetings	74.60% 185	12.90% 32	12.50% 31	248
City Events	85.54% 213	4.82% 12	9.64% 24	249
General information	78.31% 195	8.84% 22	12.85% 32	249

Q28 How often do you look up City information on the Millville City website?

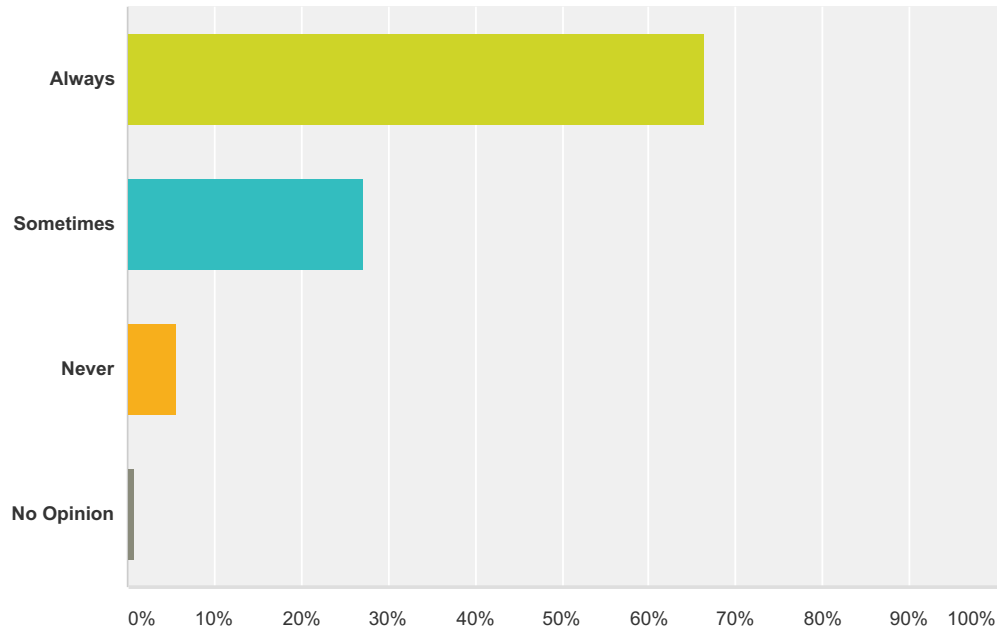
Answered: 245 Skipped: 9



Answer Choices	Responses
Very often	0.00% 0
Somewhat often	12.65% 31
Not often at all	73.88% 181
The website is difficult to find information, therefore i do not use it	6.94% 17
No Opinion	6.53% 16
Total	245

Q29 Do you read the City Newsletter?

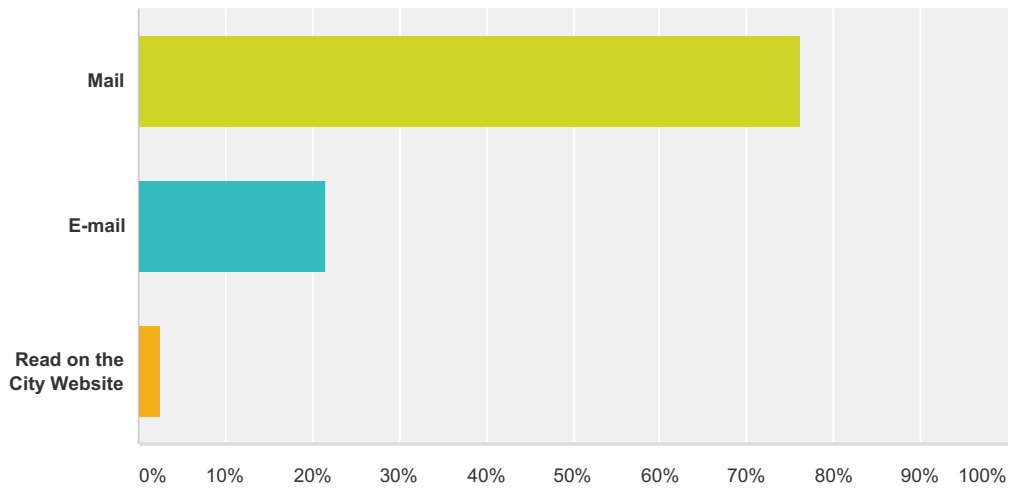
Answered: 244 Skipped: 10



Answer Choices	Responses
Always	66.39% 162
Sometimes	27.05% 66
Never	5.74% 14
No Opinion	0.82% 2
Total	244

Q30 How would you like to receive the City Newsletter?

Answered: 243 Skipped: 11



Answer Choices	Responses	
Mail	76.13%	185
E-mail	21.40%	52
Read on the City Website	2.47%	6
Total		243

Millville City General Plan Update 2014 Community Survey

Q31 How would you rate the following conditions, activities, and services in Millville? Excellent, Good, Fair, Poor, Don't know.

Answered: 250 Skipped: 4

	Excellent	Good	Fair	Poor	Don't Know	Total Respondents
Communication between elected officials and citizens	5.26% 13	42.91% 106	25.51% 63	15.38% 38	10.93% 27	247
Ordinance enforcement	4.45% 11	40.08% 99	28.34% 70	12.96% 32	14.17% 35	247
Street maintenance	16.94% 42	57.26% 142	23.79% 59	2.42% 6	0.00% 0	248
Snow removal	38.55% 96	47.39% 118	12.85% 32	1.20% 3	0.00% 0	249
Law enforcement (Cache County Sheriff)	15.92% 39	55.10% 135	17.96% 44	4.08% 10	7.35% 18	245
Animal control (Cache County Sheriff)	9.35% 23	46.34% 114	22.36% 55	14.63% 36	7.72% 19	246
Facilities and activities for senior citizens	1.26% 3	10.46% 25	13.81% 33	21.34% 51	53.56% 128	239
City parks	27.13% 67	59.51% 147	10.93% 27	0.81% 2	2.02% 5	247
City events	20.65% 51	55.87% 138	13.36% 33	1.62% 4	10.93% 27	247
City website	4.22% 10	24.05% 57	14.35% 34	7.17% 17	50.63% 120	237
Citizen involvement in City affairs	6.22% 15	37.76% 91	25.73% 62	9.54% 23	21.58% 52	241
City emergency preparedness	8.55% 20	40.60% 95	14.96% 35	5.98% 14	30.77% 72	234
Culinary water	26.42% 65	54.07% 133	12.60% 31	2.03% 5	4.88% 12	246
Garbage collection	35.74% 89	58.23% 145	4.42% 11	1.20% 3	0.80% 2	249
Fire protection (Hyrum City)	12.30% 30	50.41% 123	11.89% 29	2.05% 5	23.77% 58	244
Ambulance service (Cache County)	14.88% 36	52.48% 127	10.74% 26	0.00% 0	21.90% 53	242
Overall quality of life	50.20% 124	44.53% 110	4.45% 11	0.40% 1	0.81% 2	247
Youth activities	9.84% 24	43.03% 105	19.26% 47	3.69% 9	24.18% 59	244
Recreation programs	7.69% 19	39.68% 98	22.27% 55	6.48% 16	24.70% 61	247
Sidewalks	4.92% 12	31.97% 78	38.93% 95	20.08% 49	4.10% 10	244

Q32 Please feel free to provide any additional comments in the box below:

Answered: 66 Skipped: 188